




Network Programming: Clients

Originals of Slides and Source Code for Examples:
<http://courses.coreservlets.com/Course-Materials/java.html>

Customized Java EE Training: <http://courses.coreservlets.com/>
Java, JSF 2, PrimeFaces, Servlets, JSP, Ajax, jQuery, Spring, Hibernate, RESTful Web Services, Hadoop, Android.
Developed and taught by well-known author and developer. At public venues or onsite at *your* location.



**For live Java EE training, please see training courses
at <http://courses.coreservlets.com/>.**

**JSF 2, PrimeFaces, Servlets, JSP, Ajax (with jQuery), GWT,
Android development, Java 6 and 7 programming,
SOAP-based and RESTful Web Services, Spring, Hibernate/JPA,
XML, Hadoop, and customized combinations of topics.**



Taught by the author of *Core Servlets and JSP*, *More Servlets and JSP*, and this tutorial. Available at public venues, or customized versions can be held on-site at your organization. Contact hall@coreservlets.com for details.

Agenda

- **Creating sockets**
- **Implementing a generic network client**
- **Parsing data**
 - StringTokenizer
 - String.split
- **Getting user info from a mail server**
- **Retrieving files from an HTTP server**
- **Retrieving Web documents by using the URL class**

5

© 2012 [Marty Hall](#)



Basic Idea

Customized Java EE Training: <http://courses.coreservlets.com/>

Java, JSF 2, PrimeFaces, Servlets, JSP, Ajax, jQuery, Spring, Hibernate, RESTful Web Services, Hadoop, Android.

Developed and taught by well-known author and developer. At public venues or onsite at *your* location.

6

Client vs. Server

- **Traditional definition**
 - Client: User of network services
 - Server: Supplier of network services
- **Problem with traditional definition**
 - If there are 2 programs exchanging data, it seems unclear
 - Some situations (e.g., X Windows) seem reversed
- **Easier way to remember distinction**
 - Server starts first. Server doesn't specify host (just port).
 - Client starts second. Client specifies host (and port).
- **Analogy: Company phone line**
 - Installing phone is like starting server
 - Extension is like port
 - Person who calls is the client: he specifies both host (general company number) and port (extension)

7

Client vs. Server (Continued)

- **If server has to start first, why are we covering clients before we cover servers?**
 - Clients are slightly easier.
 - We can test clients by connecting to *existing* servers that are already on the internet.
- **Point: clients created in Java need not communicate with servers written in Java.**
 - They can communicate with any server that accepts socket connections (as long as they know the proper communication protocol).
 - Exception: `ObjectInputStream` and `ObjectOutputStream` allow Java programs to send complicated data structures back and forth. Only works in Java, though.

8

Steps for Implementing a Client

1. Create a Socket object

```
Socket client = new Socket("hostname", portNumber);
```

2. Create output stream to send data to the Socket

```
// Last arg of true means autoflush -- flush stream  
// when println is called  
PrintWriter out =  
    new PrintWriter(client.getOutputStream(), true);
```

3. Create input stream to read response from server

```
BufferedReader in =  
    new BufferedReader  
        (new InputStreamReader(client.getInputStream()));
```

9

Steps for Implementing a Client (Continued)

4. Do I/O with the input and output Streams

- For the `PrintWriter`, use `print`, `println`, and `printf`, similar to `System.out.print/println/printf`
 - The main difference is that you can create `PrintWriters` for different Unicode characters sets, and you can't with `PrintStream` (the class of `System.out`).
- For the `BufferedReader`, call `read` to get a single character or an array of chars, or call `readLine` to get a whole line
 - Note that `readLine` returns null if the connection was terminated (i.e. on EOF), but waits otherwise
- You can use `ObjectInputStream` and `ObjectOutputStream` for Java-to-Java communication. Very powerful and simple.

5. Close the socket when done

```
client.close();
```

- Also closes the associated input and output streams

10

Exceptions

- **UnknownHostException**

- If host passed to Socket constructor is not known to DNS server.
 - Note that you may use an IP address string for the host

- **IOException**

- Timeout
- Connection refused by server
- Interruption or other unexpected problem
 - Server closing connection does *not* cause an error when reading: null is returned from readLine

11

Helper Class: SocketUtils

- **Idea**

- It is common to make BufferedReader and PrintWriter from a Socket, so simplify the syntax slightly

- **Code**

```
public class SocketUtils {  
  
    public static BufferedReader getReader(Socket s) throws IOException {  
        return(new BufferedReader  
            (new InputStreamReader(s.getInputStream())));  
    }  
  
    public static PrintWriter getWriter(Socket s) throws IOException {  
        // Second argument of true means autoflush.  
        return (new PrintWriter(s.getOutputStream(), true));  
    }  
}
```

12

A Generic Network Client

```
import java.net.*;
import java.io.*;

public abstract class NetworkClient {
    private String host;
    private int port;

    public String getHost() {
        return(host);
    }

    public int getPort() {
        return(port);
    }

    /** Register host and port. The connection won't
     * actually be established until you call
     * connect.
     */

    public NetworkClient(String host, int port) {
        this.host = host;
        this.port = port;
    }
}
```

13

A Generic Network Client (Continued)

```
public void connect() {
    try {
        Socket client = new Socket(host, port);
        handleConnection(client);
        client.close();
    } catch(UnknownHostException uhe) {
        System.out.println("Unknown host: " + host);
        uhe.printStackTrace();
    } catch(IOException ioe) {
        System.out.println("IOException: " + ioe);
        ioe.printStackTrace();
    }
}

/** This is the method you will override when
 * making a network client for your task.
 */

protected abstract void handleConnection(Socket client)
    throws IOException;
}
```

14

Example Client

```
public class NetworkClientTest extends NetworkClient {
    public NetworkClientTest(String host, int port) {
        super(host, port);
    }

    protected void handleConnection(Socket client)
        throws IOException {
        PrintWriter out = SocketUtil.getWriter(client);
        BufferedReader in = SocketUtil.getReader(client);
        out.println("Generic Network Client");
        System.out.printf
            ("Generic Network Client:%n" +
             "Connected to '%s' and got '%s' in response.%n",
             getHost(), in.readLine());
    }
}
```

15

Example Client (Continued)

```
public static void main(String[] args) {
    String host = "localhost";
    int port = 8088;
    if (args.length > 0) {
        host = args[0];
    }
    if (args.length > 1) {
        port = Integer.parseInt(args[1]);
    }
    NetworkClientTest tester =
        new NetworkClientTest(host, port);
    tester.connect();
}
}
```

16

Example Client: Result

```
> java NetworkClientTest ftp.microsoft.com 21
Generic Network Client:
Made connection to ftp.microsoft.com and got
'220 Microsoft FTP Service' in response
>
```

17

© 2012 [Marty Hall](#)



Aside: String Formatting and Parsing

Customized Java EE Training: <http://courses.coreservlets.com/>

Java, JSF 2, PrimeFaces, Servlets, JSP, Ajax, jQuery, Spring, Hibernate, RESTful Web Services, Hadoop, Android.

Developed and taught by well-known author and developer. At public venues or onsite at *your* location.

18

Formatting and Parsing Strategies

- **Idea**
 - Simple to connect to a server and create Reader/Writer
 - So, hard parts are formatting request and parsing response
- **Approach**
 - Formatting requests
 - Use printf (aka String.format)
 - Parsing response: simplest
 - Use StringTokenizer
 - Parsing response: more powerful
 - Use String.split with regular expressions
 - Parsing response: most powerful
 - Use Pattern and full regex library
 - Not covered in this tutorial

19

Parsing Strings Using StringTokenizer

- **Idea**
 - Build a tokenizer from an initial string
 - Retrieve tokens one at a time with nextToken
 - You can also see how many tokens are remaining (countTokens) or simply test if the number of tokens remaining is nonzero (hasMoreTokens)

```
StringTokenizer tok
    = new StringTokenizer(input, delimiters);
while (tok.hasMoreTokens()) {
    doSomethingWith(tok.nextToken());
}
```

20

StringTokenizer

- **Constructors**

- `StringTokenizer(String input, String delimiters)`
- `StringTokenizer(String input, String delimiters, boolean includeDelimiters)`
- `StringTokenizer(String input)`
 - Default delimiter set is " \t\n\r\f" (whitespace)

- **Methods**

- `nextToken()`, `nextToken(String delimiters)`
- `countTokens()`
- `hasMoreTokens()`

- **Also see methods in String class**

- `split`, `substring`, `indexOf`, `startsWith`, `endsWith`, `compareTo`, ...
- Java has good support for regular expressions

21

Interactive Tokenizer: Example

```
import java.util.StringTokenizer;

public class TokTest {
    public static void main(String[] args) {
        if (args.length == 2) {
            String input = args[0], delimiters = args[1];
            StringTokenizer tok
                = new StringTokenizer(input, delimiters);
            while (tok.hasMoreTokens()) {
                System.out.println(tok.nextToken());
            }
        } else {
            System.out.println
                ("Usage: java TokTest string delimiters");
        }
    }
}
```

22

Interactive Tokenizer: Result

```
> java TokTest http://www.microsoft.com/~gates/ :/.
http
www
microsoft
com
~gates

> java TokTest "if (tok.hasMoreTokens()) {" "(){. "
if
tok
hasMoreTokens
```

23

Parsing Strings using the split method of String

- **Basic usage**
 - `String[] tokens = mainString.split(delimiterString);`
- **Differences from StringTokenizer**
 - Entire string is the delimiter (not one-char delimiters)
 - `"foobar".split("ob")` returns "fo" and "ar"
 - `"foobar".split("bo")` returns "foobar"
 - You can use regular expressions in the delimiter
 - `^`, `$`, `*`, `+`, `.`, etc for beginning of String, end of String, 0 or more, 1 or more, any one character, etc.
 - See <http://java.sun.com/javase/6/docs/api/java/util/regex/Pattern.html#sum>
 - Unless you use `"+"`, an empty string is returned between consecutive delimiters
 - `"foobar".split("o")` returns "f", "", and "bar"
 - `"foobar".split("o+")` returns "f" and "bar"

24

Importance of Regular Expressions

- **Idea**

- String.split and other methods use regular expressions
- So do many other languages. Knowing regex syntax is an important part of *every* programmer's repertoire.



- **Tutorials**

- <http://download.oracle.com/javase/6/docs/api/java/util/regex/Pattern.html#sum>
- <http://download.oracle.com/javase/tutorial/essential/regex/>

25

Interactive Tokenizer: Example

```
public class SplitTest {
    public static void main(String[] args) {
        if (args.length == 2) {
            String[] tokens = args[0].split(args[1]);
            for(String token: tokens) {
                if (token.length() != 0) {
                    System.out.println(token);
                }
            }
        } else {
            System.out.println
                ("Usage: java SplitTest string delimiters");
        }
    }
}
```

26

Interactive Tokenizer: Result

```
> java TokTest http://www.microsoft.com/~gates/ :/.  
http  
www  
microsoft  
com  
~gates  
  
> java SplitTest http://www.microsoft.com/~gates/ :/.  
http  
www.microsoft.com/~gates/  
  
> java SplitTest http://www.microsoft.com/~gates/ [:/.] +  
http  
www  
microsoft  
com  
~gates
```

27

© 2012 Marty Hall



Problems with Blocking IO

Customized Java EE Training: <http://courses.coreservlets.com/>

Java, JSF 2, PrimeFaces, Servlets, JSP, Ajax, jQuery, Spring, Hibernate, RESTful Web Services, Hadoop, Android.

Developed and taught by well-known author and developer. At public venues or onsite at *your* location.

28

A Client to Verify Email Addresses

- **Talking to a mail server**
 - One of the best ways to get comfortable with a network protocol is to telnet to the port a server is on and try out commands interactively
- **Example talking to apl.jhu.edu's server**

```
> telnet apl.jhu.edu 25
Trying 128.220.101.100 ...Connected ... Escape character ...
220 aplcenmp.apl.jhu.edu Sendmail SMI-8.6/SMI-SVR4 ready ...
expn hall
250 Marty Hall <hall@aplcenmp.apl.jhu.edu>
expn root
250 Gary Gafke <...>
250 Tom Vellani <...>
quit
221 aplcenmp.apl.jhu.edu closing connection
Connection closed by foreign host
```

29

Address Verifier

```
public class AddressVerifier extends NetworkClient {
    private String username;

    public AddressVerifier(String username, String
        hostname,
                           int port) {
        super(hostname, port);
        this.username = username;
    }

    public static void main(String[] args) {
        if (args.length != 1) {
            usage();
        }
        MailAddress address = new MailAddress(args[0]);
        new AddressVerifier(address.getUsername(),
                           address.getHostname(), 25);
    }
}
```

30

Address Verifier (Continued)

```
protected void handleConnection(Socket client)
    throws IOException {
    PrintWriter out = SocketUtil.getWriter(client);
    InputStream rawIn = client.getInputStream();
    byte[] response = new byte[1000];
    // Clear out mail server's welcome message.
    rawIn.read(response);
    out.println("EXPN " + username);
    // Read the response to the EXPN command.
    int numBytes = rawIn.read(response);
    // The 0 means to use normal ASCII encoding.
    System.out.write(response, 0, numBytes);
    out.println("QUIT");
}
...
}
```

Main point: you can only use readLine if either

- You know how many lines of data will be sent (call readLine that many times)
- The server will close the connection when done, as with HTTP servers (call readLine until you get null)

31

MailAddress

```
public class MailAddress {
    private String username, hostname;

    public MailAddress(String emailAddress) {
        String[] pieces = emailAddress.split("@");
        if (pieces.length != 2) {
            System.out.println("Illegal email address");
            System.exit(-1);
        } else {
            username = pieces[0];
            hostname = pieces[1];
        }
    }

    public String getUsername() {
        return(username);
    }
    public String getHostname() {
        return(hostname);
    }
}
```

32

Address Verifier: Result

```
> java AddressVerifier tbl@w3.org
250 <timbl@hq.lcs.mit.edu>

> java AddressVerifier timbl@hq.lcs.mit.edu
250 Tim Berners-Lee <timbl>

> java AddressVerifier gosling@mail.javasoft.com
550 gosling... User unknown
```

33

© 2012 Marty Hall



Web (HTTP) Clients

Customized Java EE Training: <http://courses.coreservlets.com/>

Java, JSF 2, PrimeFaces, Servlets, JSP, Ajax, jQuery, Spring, Hibernate, RESTful Web Services, Hadoop, Android.
Developed and taught by well-known author and developer. At public venues or onsite at *your* location.

34

Brief Aside: Using the HTTP GET Command

- For the URL `http://www.apl.jhu.edu/~hall/`

```
Unix> telnet www.apl.jhu.edu 80
Trying 128.220.101.100 ...
Connected to aplcenmp.apl.jhu.edu.
Escape character is '^]'.
GET /~hall/ HTTP/1.0

HTTP/1.1 200 OK
Date: Fri, 24 Aug 2007 18:06:47 GMT
Server: Apache/2.0.49 (Unix) mod_ssl/2.0.49 ...
Last-Modified: Tue, 07 Aug 2007 18:50:50 GMT
...
Connection: close
Content-Type: text/html; charset=ISO-8859-1

<!DOCTYPE HTML PUBLIC
        "-//W3C//DTD HTML 4.0 Transitional//EN">
<HTML>
...
</HTML>Connection closed by foreign host.
Unix>
```

35

Using HTTP 1.0 vs. HTTP 1.1

- **Advantage of 1.1**
 - You can connect to hosts that are using virtual hosting
 - I.e., sites that host multiple domain names on the same machine
- E.g., for URL `http://somehost/somepath`

HTTP 1.0

Connect to somehost on port 80
GET /somepath HTTP/1.0
Blank line

HTTP 1.1

Connect to somehost on port 80
GET /somepath HTTP/1.1
Host: somehost
Connection: close
Blank line

36

Talking to Web Servers Interactively

- **Telnet**
 - Most people think of telnet as a tool for logging into a remote server on default login port (23)
 - But, it is really more general: a tool for connecting to a remote server on any port and interactively sending commands and looking at results
- **Enabling telnet on Windows 7 or Vista**
 - Starting with Windows Vista, telnet is disabled by default
 - To enable it, see [http://technet.microsoft.com/en-us/library/cc771275\(WS.10\).aspx](http://technet.microsoft.com/en-us/library/cc771275(WS.10).aspx)
 - Or Google for “install telnet windows 7” and above page will come up #1
 - You may also need to turn on local echo – Unix telnet clients are much more convenient

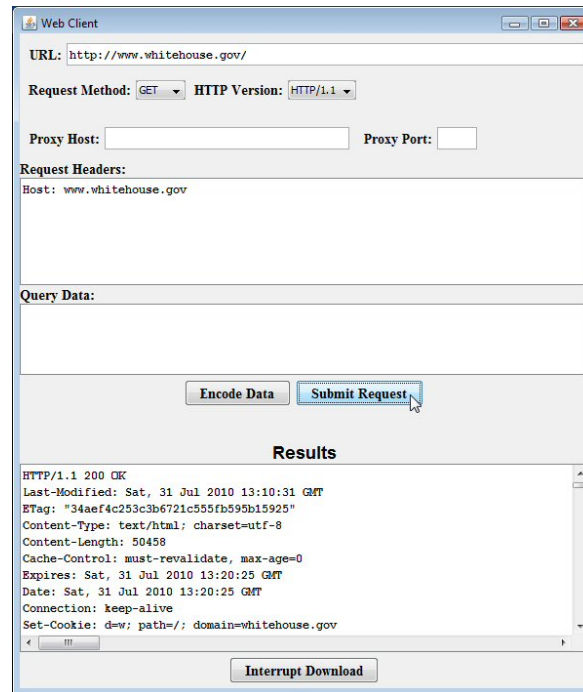
37

Talking to Web Servers Interactively

- **Problem**
 - MS Windows telnet client works poorly for this
 - Linux, Solaris, and MacOS telnet clients work fine for this
- **Solution: WebClient**
 - Simple graphical user interface to communicate with HTTP servers
 - User can interactively specify:
 - URL with host, port, and URI
 - HTTP request headers
 - HTTP request is performed in a separate thread
 - Response document is placed in a scrollable text area
 - Download all source files for WebClient from tutorial home page

38

WebClient: Example



39

A Class to Retrieve a Given URI from a Given Host

```
import java.net.*;
import java.io.*;

public class UriRetriever extends NetworkClient {
    private String uri;

    public static void main(String[] args) {
        UriRetriever retriever =
            new UriRetriever(args[0], Integer.parseInt(args[1]),
                args[2]);
        retriever.connect();
    }

    public UriRetriever(String host, int port,
        String uri) {
        super(host, port);
        this.uri = uri;
    }
}
```

40

A Class to Retrieve a Given URI from a Given Host (Continued)

```
// It is safe to use blocking IO (readLine) since
// HTTP servers close connection when done,
// resulting in a null value for readLine.

protected void handleConnection(Socket client)
    throws IOException {
    PrintWriter out = SocketUtil.getWriter(client);
    BufferedReader in = SocketUtil.getReader(client);
    out.printf("GET %s HTTP/1.1\r\n", uri);
    out.printf("Host: %s\r\n", getHost());
    out.printf("Connection: close\r\n\r\n");
    String line;
    while ((line = in.readLine()) != null) {
        System.out.println(line);
    }
}
```

41

A Class to Retrieve a Given URL

```
public class UriRetriever {
    public static void main(String[] args) {
        checkUsage(args);
        UriParser parser = new UriParser(args[0]);
        UriRetriever uriClient =
            new UriRetriever(parser.getHost(), parser.getPort(),
                parser.getUri());
        uriClient.connect();
    }

    /** Warn user if the URL was forgotten. */

    private static void checkUsage(String[] args) {
        if (args.length != 1) {
            System.out.println("Usage: UriRetriever <URL>");
            System.exit(-1);
        }
    }
}
```

42

A Class to Retrieve a Given URL (Parser)

```
public class UrlParser {
    private String host;
    private int port = 80;
    private String uri;

    public UrlParser(String url) {
        StringTokenizer tok = new StringTokenizer(url);
        String protocol = tok.nextToken(":");
        checkProtocol(protocol);
        host = tok.nextToken("/");
        try {
            uri = tok.nextToken("");
            if (uri.charAt(0) == ':') {
                tok = new StringTokenizer(uri);
                port = Integer.parseInt(tok.nextToken("/"));
                uri = tok.nextToken("");
            }
        } catch (NoSuchElementException nsee) {
            uri = "/";
        }
    }
    // getters and setters
}
```

43

UrlRetriever in Action

- No explicit port number

```
Prompt> java UrlRetriever
          http://www.coreservlets.com/JSF-Tutorial
```

```
HTTP/1.1 301 Moved Permanently
Date: Sat, 31 Jul 2010 13:33:44 GMT
Server: Apache
Location: http://www.coreservlets.com/JSF-Tutorial/
Connection: close
Transfer-Encoding: chunked
Content-Type: text/html; charset=iso-8859-1
```

Note the missing slash at the end of the URL. Real URL is <http://www.coreservlets.com/JSF-Tutorial/>

```
<!DOCTYPE HTML PUBLIC "-//IETF//DTD HTML 2.0//EN">
<HTML><HEAD>
<TITLE>301 Moved Permanently</TITLE>
</HEAD><BODY>
<H1>Moved Permanently</H1>
The document has moved <A HREF="http://www.coreservlets.com/JSF-Tutorial/">here</A>.<P>
</BODY></HTML>
```

44

UrlRetriever in Action (Continued)


- **Explicit port number**

```
Prompt> java UrlRetriever
          http://www.google.com:80/bingSearch
HTTP/1.1 404 Not Found
Content-Type: text/html; charset=UTF-8
X-Content-Type-Options: nosniff
Date: Sat, 31 Jul 2010 13:40:09 GMT
Server: sffe
Content-Length: 1364
X-XSS-Protection: 1; mode=block
Connection: close

<html><head>
<meta http-equiv="content-type" content="text/html; charset=utf-8">
<title>404 Not Found</title>...
<body>...</body>
</html>
```

45

Writing a Web Browser



- **Wow! We just wrote a Web browser in 3 pages of code.**
 - Didn't format the HTML, but still not bad for 3 pages
 - But we can do even better...

46

Browser in 1 Page: Using URL

```
public class UrlRetriever2 {
    public static void main(String[] args) {
        try {
            URL url = new URL(args[0]);
            BufferedReader in = new BufferedReader(
                new InputStreamReader(
                    url.openStream()));

            String line;
            while ((line = in.readLine()) != null) {
                System.out.println("> " + line);
            }
            in.close();
        } catch (MalformedURLException mue) { // URL c'tor
            System.out.println(args[0] + "is an invalid URL: "
                + mue);
        } catch (IOException ioe) { // Stream constructors
            System.out.println("IOException: " + ioe);
        }
    }
}
```

47

UrlRetriever2 in Action

```
Prompt> java UrlRetriever2 http://www.yahoo.com/
<!DOCTYPE html PUBLIC "-//W3C//DTD HTML 4.01//EN"
    "http://www.w3.org/TR/html4/strict.dtd">
<html lang="en-US" class="y-fp-bg y-fp-pg-grad bkt701">
<!-- m2 template 0 -->
<head>
    <meta http-equiv="Content-Type" content="text/html; charset=utf-8">
    <title>Yahoo!</title>
    <meta name="description" content="Welcome to Yahoo!, the world's most visited
    home page. Quickly find what you're searching for, get in touch with friends
    and stay in-the-know with the latest news and information.">
    <meta name="keywords" content="yahoo, yahoo home page, yahoo homepage,
    yahoo search, yahoo mail, yahoo messenger, yahoo games, news, finance, sport,
    entertainment">
```

...

48

Useful URL Methods

- **openConnection**
 - Yields a `URLConnection` which establishes a connection to host specified by the URL
 - Used to retrieve header lines and to supply data to the HTTP server
- **openInputStream**
 - Returns the connection's input stream for reading
- **toExternalForm**
 - Gives the string representation of the URL
- **getRef, getFile, getHost, getProtocol, getPort**
 - Returns the different components of the URL

49

Using the URL Methods: Example

```
import java.net.*;

public class UrlTest {
    public static void main(String[] args) {
        if (args.length == 1) {
            try {
                URL url = new URL(args[0]);
                System.out.println
                    ("URL: " + url.toExternalForm() + "\n" +
                     "  File:      " + url.getFile() + "\n" +
                     "  Host:      " + url.getHost() + "\n" +
                     "  Port:     " + url.getPort() + "\n" +
                     "  Protocol: " + url.getProtocol() + "\n" +
                     "  Reference: " + url.getRef());
            } catch (MalformedURLException mue) {
                System.out.println("Bad URL.");
            }
        } else
            System.out.println("Usage: UrlTest <URL>");
    }
}
```

50

Using the URL Methods, Result

```
> java UrlTest http://www.irs.gov/mission/#squeezing-them-dry
URL: http://www.irs.gov/mission/#squeezing-them-dry
File:      /mission/
Host:      www.irs.gov
Port:      -1
Protocol:  http
Reference: squeezing-them-dry
```

Note: If the port is not explicitly stated in the URL, then the standard port for the protocol is assumed and `getPort` returns `-1`

51

A Real Browser Using Swing

- The **JEditorPane** class has builtin support for HTTP and HTML



52

Browser in Swing: Code

```
import javax.swing.*;
import javax.swing.event.*;
...

public class Browser extends JFrame implements HyperlinkListener,
                                               ActionListener {

    private JEditorPane htmlPane;
    ...

    public Browser(String initialURL) {
        ...
        try {
            htmlPane = new JEditorPane(initialURL);
            htmlPane.setEditable(false);
            htmlPane.addHyperlinkListener(this);
            JScrollPane scrollPane = new JScrollPane(htmlPane);
            getContentPane().add(scrollPane, BorderLayout.CENTER);
        } catch(IOException ioe) {
            warnUser("Can't build HTML pane for " + initialURL
                    + ": " + ioe);
        }
    }
}
```

53

Browser in Swing (Continued)

```
...
Dimension screenSize = getToolkit().getScreenSize();
int width = screenSize.width * 8 / 10;
int height = screenSize.height * 8 / 10;
setBounds(width/8, height/8, width, height);
setVisible(true);
}

public void actionPerformed(ActionEvent event) {
    String url;
    if (event.getSource() == urlField)
        url = urlField.getText();
    else // Clicked "home" button instead of entering URL
        url = initialURL;
    try {
        htmlPane.setPage(new URL(url));
        urlField.setText(url);
    } catch(IOException ioe) {
        warnUser("Can't follow link to " + url + ": " + ioe);
    }
}
}
```

54

Browser in Swing (Continued)

```
...
public void hyperlinkUpdate(HyperlinkEvent event) {
    if (event.getEventType() ==
        HyperlinkEvent.EventType.ACTIVATED) {
        try {
            htmlPane.setPage(event.getURL());
            urlField.setText(event.getURL().toExternalForm());
        } catch (IOException ioe) {
            warnUser("Can't follow link to "
                + event.getURL().toExternalForm() +
                ": " + ioe);
        }
    }
}
```

55

© 2012 Marty Hall



Wrap-Up

Customized Java EE Training: <http://courses.coreservlets.com/>

Java, JSF 2, PrimeFaces, Servlets, JSP, Ajax, jQuery, Spring, Hibernate, RESTful Web Services, Hadoop, Android.

Developed and taught by well-known author and developer. At public venues or onsite at *your* location.

56

Summary

- **Open a Socket**
 - new Socket("hostname-or-IP-Address", port)
- **Get a PrintWriter to send data to server**
 - new PrintWriter(client.getOutputStream(), true);
- **Get a BufferedReader to read server data**
 - new BufferedReader
(new InputStreamReader(client.getInputStream()));
- **Notes**
 - readLine (from PrintWriter) blocks until data received or connection closed (null returned in that case)
 - HTTP servers normally close the connection after sending data, so readLine returns null at the end
 - String.split and StringTokenizer help parse strings

57

© 2012 Marty Hall



Questions?

[JSF 2, PrimeFaces, Java 7, Ajax, jQuery, Hadoop, RESTful Web Services, Android, Spring, Hibernate, Servlets, JSP, GWT, and other Java EE training.](#)

Customized Java EE Training: <http://courses.coreservlets.com/>

Java, JSF 2, PrimeFaces, Servlets, JSP, Ajax, jQuery, Spring, Hibernate, RESTful Web Services, Hadoop, Android.

Developed and taught by well-known author and developer. At public venues or onsite at *your* location.

58